

KYOCERA COMMAND CENTER

FS-C5030N
Status: OK

Start Basic Printer **Advanced**

Advanced > Management / E-mail: Maintenance

Maintenance Notification

Settings

Equipment ID: EQ508623 ← Equipment Number from sticker on front of Printer/Copier

Recipient Address: rgometer@gmail.com ← rgometer@gmail.com

Note: Use a semicolon ";" between multiple addresses. 200 characters max.

Subject: Meter %printer %equipid ← meter %printer %equipid

Subject Conversion Strings
%printer = Model
%serial = Serial Number
%etheraddr = MAC Address
%equipid = Equipment ID

Maintenance Reports

E-mail Interval: Hourly every 1 hour(s)

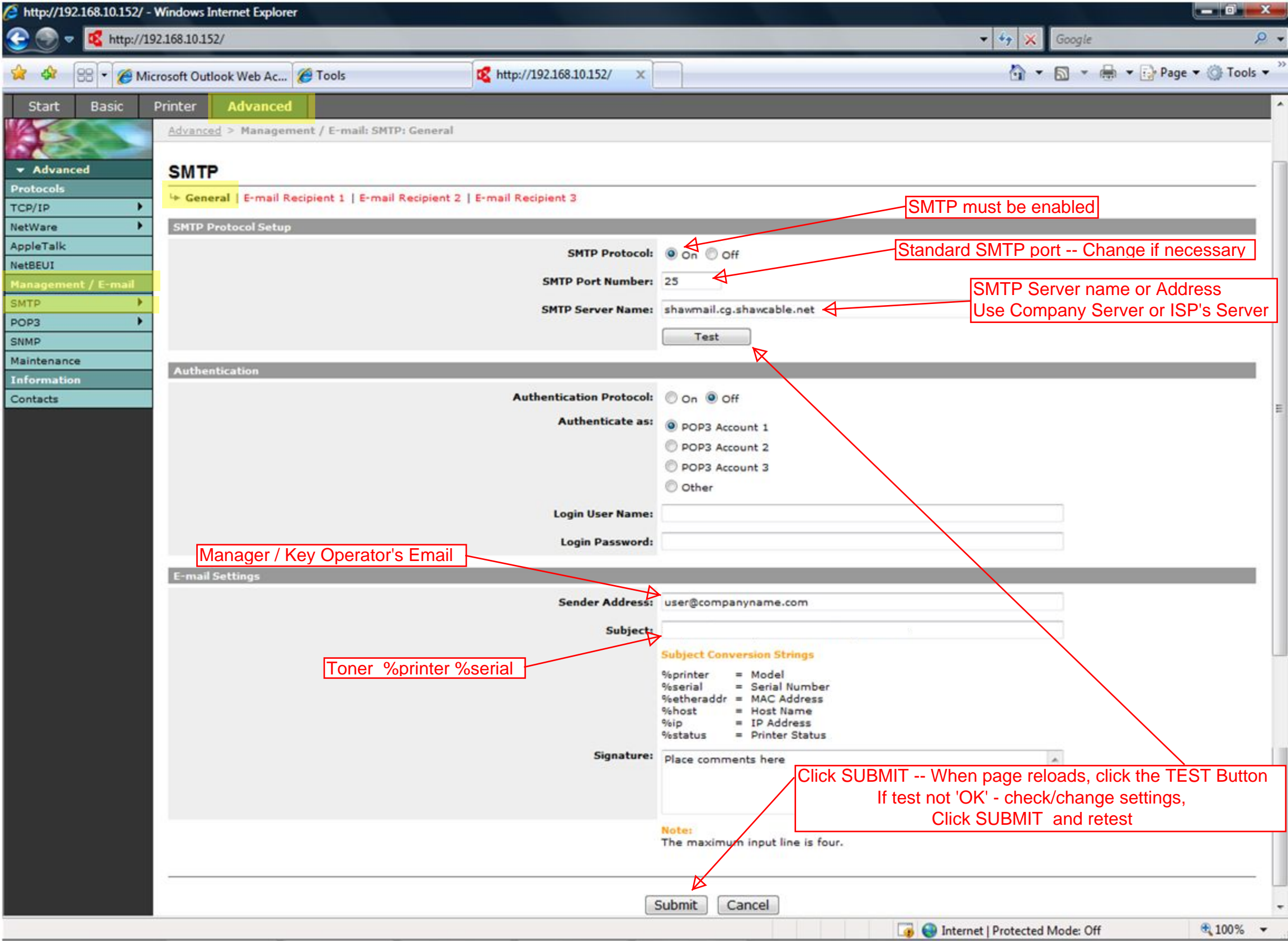
Note: Events will be reported at the specified interval.

Please contact RGO at 403-569-4444 for required Dates and Intervals

Run once now:

Click SUBMIT →

NOTE: Reports will not be sent if unit is powered off !



SMTP

General | E-mail Recipient 1 | E-mail Recipient 2 | E-mail Recipient 3

SMTP Protocol Setup

SMTP Protocol: On Off

SMTP Port Number: 25

SMTP Server Name: shawmail.cg.shawcable.net

Test

Authentication

Authentication Protocol: On Off

- Authenticate as:
- POP3 Account 1
 - POP3 Account 2
 - POP3 Account 3
 - Other

Login User Name:

Login Password:

Manager / Key Operator's Email

E-mail Settings

Sender Address: user@companyname.com

Subject:

Toner %printer %serial

Subject Conversion Strings

- %printer = Model
- %serial = Serial Number
- %etheraddr = MAC Address
- %host = Host Name
- %ip = IP Address
- %status = Printer Status

Signature:

Click SUBMIT -- When page reloads, click the TEST Button
If test not 'OK' - check/change settings,
Click SUBMIT and retest

Note:
The maximum input line is four.

Submit Cancel

KYOCERA COMMAND CENTER

FS-C5030N
Status: OK

- Start
- Basic
- Printer
- Advanced**

Advanced > Protocols: TCP/IP: General

TCP/IP General

General | IP Filters | Logical Printers

General Settings

Host Name: KM56067F

IP Address: 192.168.10.152

Subnet Mask: 255.255.255.0

Default Gateway: 192.168.10.1

DHCP: On Off

BOOTP: On Off

Bonjour: On Off

Bonjour Name: KM56067F

RARP: On Off

ARP/PING: On Off

DNS Server (Primary): 64.59.135.143

DNS Server (Secondary): 64.59.135.145

Domain Name:

WINS Server (Primary): 0.0.0.0

WINS Server (Secondary): 0.0.0.0

Scope ID:

FTP Status Check: On Off

Set to OFF or Create a Reservation on DHCP Server

Printer IP

Gateway for Internet/email

Local DNS Server IP or Default Router IP or ISP DNS Server IP

Click SUBMIT

Submit Cancel

KYOCERA COMMAND CENTER

FS-C5030N
Status: OK

- Start
- Basic**
- Printer
- Advanced
- Device Defaults
- Security
- Network
- Time**
- Reset

Basic > Time

Time

Time Settings

Current Local Time: Monday July 7 2008 20:15:15

Time Zone: UTC: -6 : 00

Time Protocol: None NetWare SNTP Server: 192.43.244.18

Note: Although the printer does not have an internal clock, the current time and date may be obtained from a network time server.

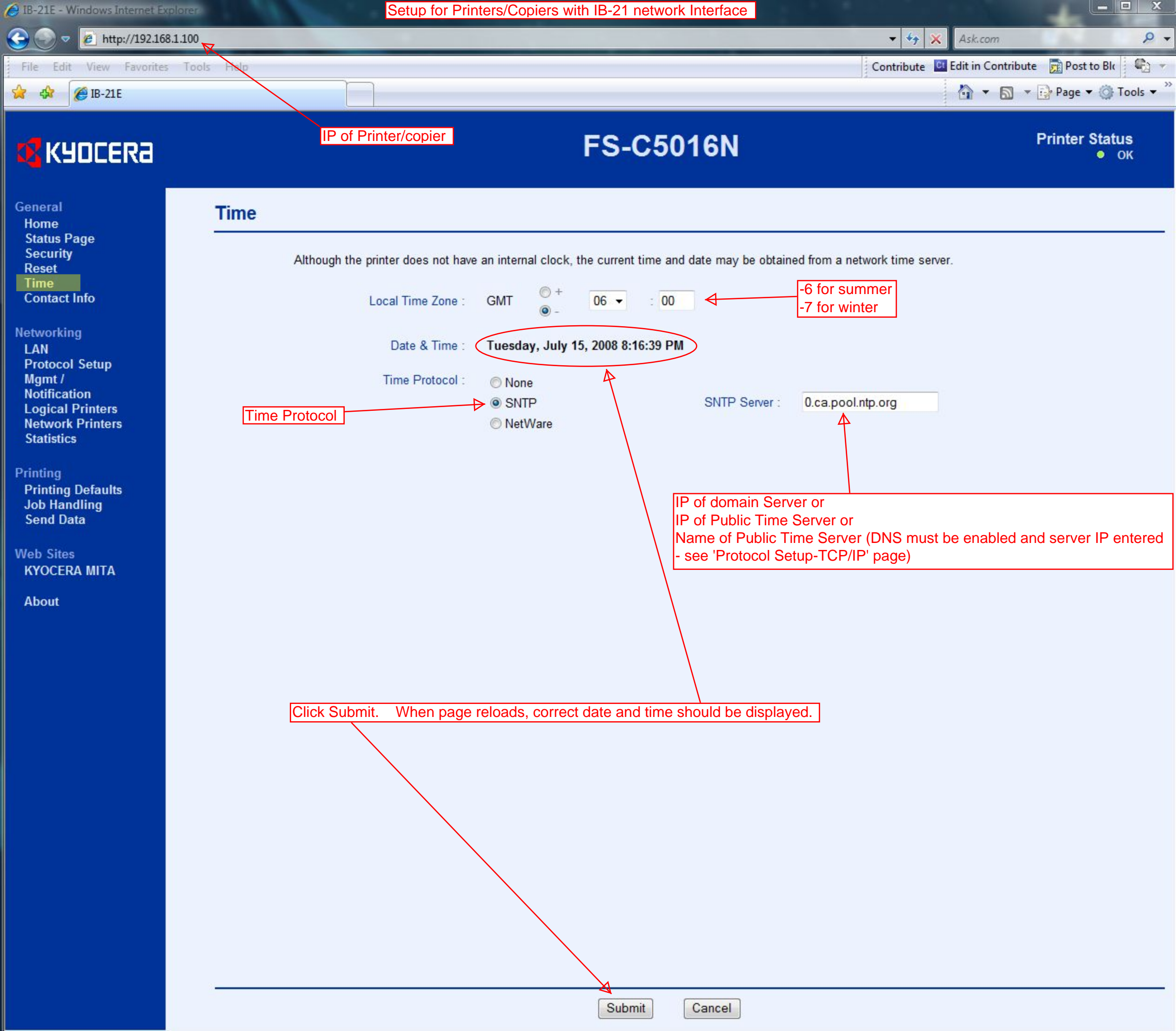
Submit **Cancel**

-6 for summer
-7 for winter

Time Protocol

IP of domain Server or
IP of Public Time Server or
Name of Public Time Server (DNS must
be enabled and server IP entered)

Click Submit. When page reloads, correct date and time should be displayed.



FS-C5016N

Printer Status
● OK

- General
 - Home
 - Status Page
 - Security
 - Reset
 - Time**
 - Contact Info
- Networking
 - LAN
 - Protocol Setup
 - Mgmt /
 - Notification
 - Logical Printers
 - Network Printers
 - Statistics
- Printing
 - Printing Defaults
 - Job Handling
 - Send Data
- Web Sites
 - KYOCERA MITA
- About

Time

Although the printer does not have an internal clock, the current time and date may be obtained from a network time server.

Local Time Zone : GMT + 06 : 00 -

-6 for summer
-7 for winter

Date & Time : **Tuesday, July 15, 2008 8:16:39 PM**

Time Protocol : None SNTP NetWare

Time Protocol

SNTP Server : 0.ca.pool.ntp.org

IP of domain Server or
IP of Public Time Server or
Name of Public Time Server (DNS must be enabled and server IP entered
- see 'Protocol Setup-TCP/IP' page)

Click Submit. When page reloads, correct date and time should be displayed.

Submit Cancel



FS-C5016N

Printer Status
● OK

- General
- Home
- Status Page
- Security
- Reset
- Time
- Contact Info

- Networking
- LAN
- Protocol Setup**
- Mgmt /
- Notification
- Logical Printers
- Network Printers
- Statistics

- Printing
- Printing Defaults
- Job Handling
- Send Data

- Web Sites
- KYOCERA MITA

About

- Quick Setup
- TCP/IP**
- NetWare
- AppleTalk
- NetBEUI

Protocol Setup - TCP/IP

[Setup](#) [IP Filters](#)

TCP/IP Settings

Set to DISABLE or Create a Reservation on DHCP Server

Host Name : KY556892 Printer IP

IP Address : 192.168.1.100

Subnet Mask : 255.255.255.0

Default Gateway : 192.168.1.1 Gateway for Internet/email

DHCP/BOOTP : Enable Disable

RARP : Enable Disable

ARP/PING : Enable Disable

Rendezvous : Enable Disable

Rendezvous Name : KY556892

DNS Server (Primary) : 192.168.1.1 Local DNS Server IP or Default Router IP or ISP DNS Servers

DNS Server(Secondary) : 75.154.132.68

Domain Name : local

WINS Server (Primary) : 0.0.0.0

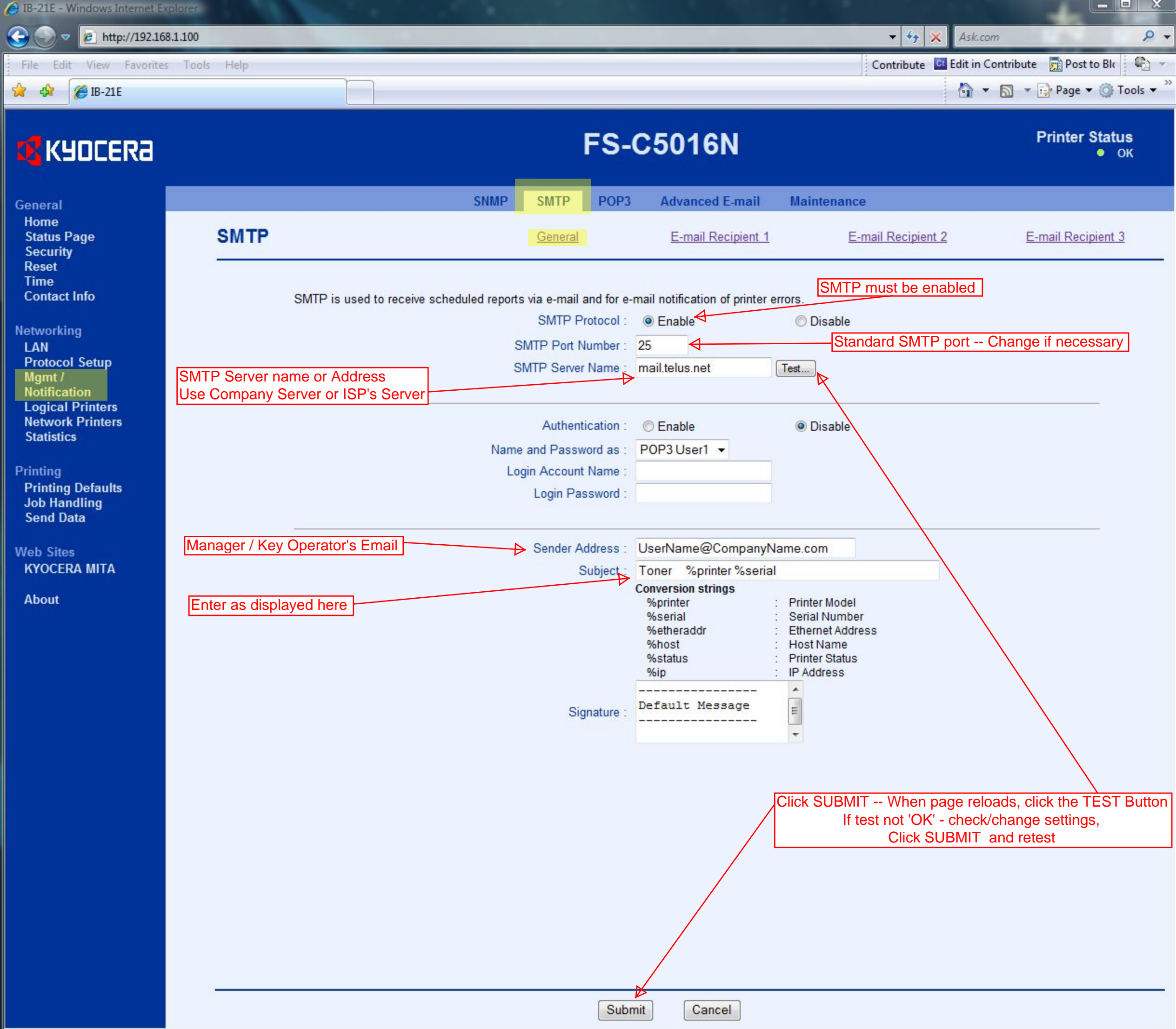
WINS Server(Secondary) : 0.0.0.0

Scope ID :

FTP Status Check : Enable Disable

Click SUBMIT

Submit Cancel



- General
 - Home
 - Status Page
 - Security
 - Reset
 - Time
 - Contact Info
- Networking
 - LAN
 - Protocol Setup
 - Mgmt / Notification**
 - Logical Printers
 - Network Printers
 - Statistics
- Printing
 - Printing Defaults
 - Job Handling
 - Send Data
- Web Sites
 - KYOCERA MITA
- About

- SNMP
- SMTP**
- POP3
- Advanced E-mail
- Maintenance

- SMTP**
- General
- E-mail Recipient 1
- E-mail Recipient 2
- E-mail Recipient 3

SMTP is used to receive scheduled reports via e-mail and for e-mail notification of printer errors.

SMTP must be enabled

SMTP Protocol : Enable Disable

Standard SMTP port -- Change if necessary

SMTP Port Number : 25

SMTP Server name or Address
Use Company Server or ISP's Server

SMTP Server Name : mail.telus.net

Test...

Authentication : Enable Disable

Name and Password as : POP3 User1

Login Account Name :

Login Password :

Manager / Key Operator's Email

Sender Address : UserName@CompanyName.com

Subject : Toner %printer %serial

Enter as displayed here

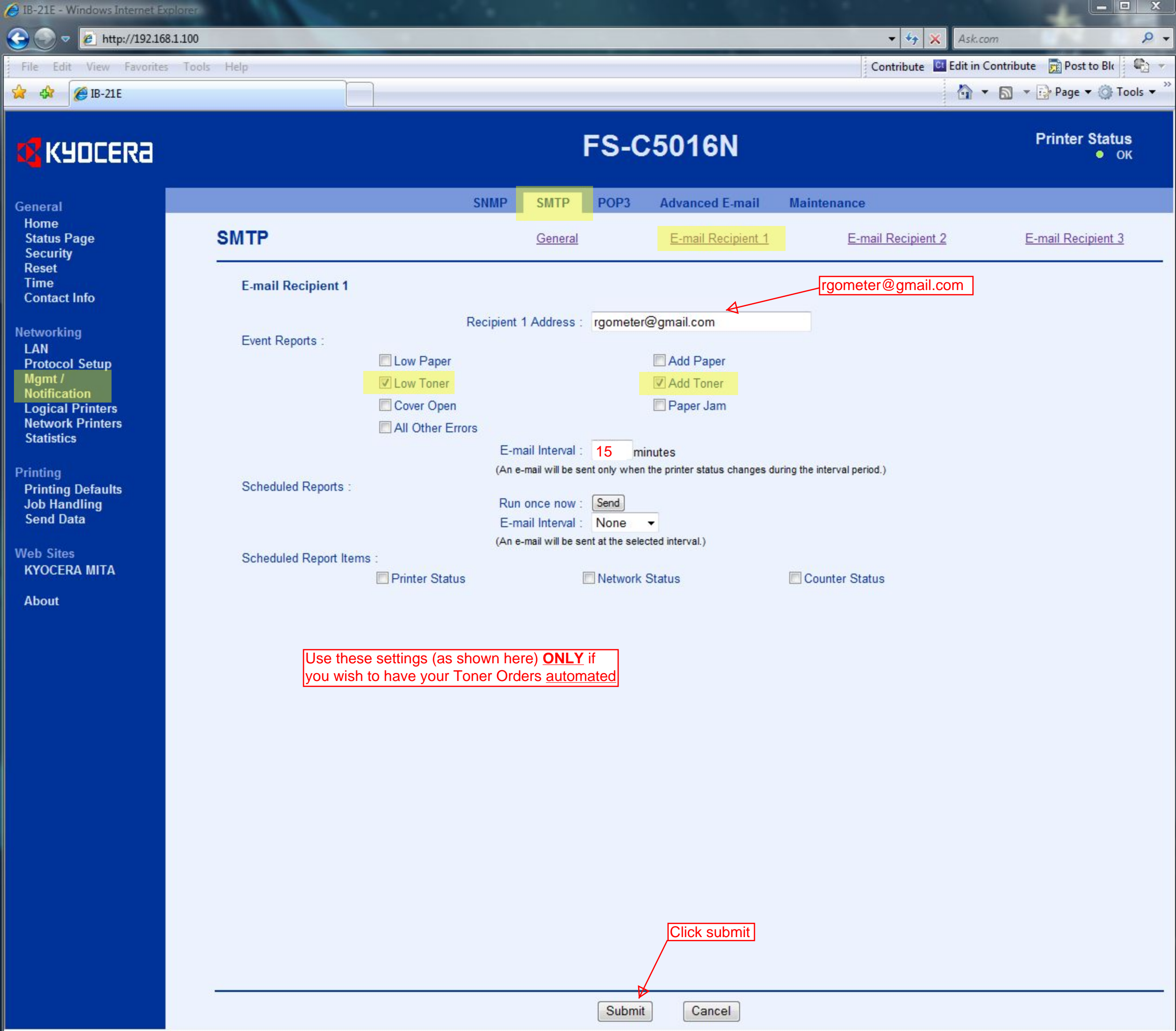
- Conversion strings
- %printer : Printer Model
 - %serial : Serial Number
 - %etheraddr : Ethernet Address
 - %host : Host Name
 - %status : Printer Status
 - %ip : IP Address

Signature :

Default Message

Click SUBMIT -- When page reloads, click the TEST Button
If test not 'OK' - check/change settings,
Click SUBMIT and retest

Submit Cancel



- General
 - Home
 - Status Page
 - Security
 - Reset
 - Time
 - Contact Info
- Networking
 - LAN
 - Protocol Setup
 - Mgmt / Notification**
 - Logical Printers
 - Network Printers
 - Statistics
- Printing
 - Printing Defaults
 - Job Handling
 - Send Data
- Web Sites
 - KYOCERA MITA
- About

- SNMP
- SMTP**
- POP3
- Advanced E-mail
- Maintenance

- SMTP**
- General
- E-mail Recipient 1**
- E-mail Recipient 2
- E-mail Recipient 3

E-mail Recipient 1

Recipient 1 Address :

rgometer@gmail.com

Event Reports :

- Low Paper
- Low Toner
- Cover Open
- All Other Errors
- Add Paper
- Add Toner
- Paper Jam

E-mail Interval : minutes

(An e-mail will be sent only when the printer status changes during the interval period.)

Scheduled Reports :

Run once now :

E-mail Interval :

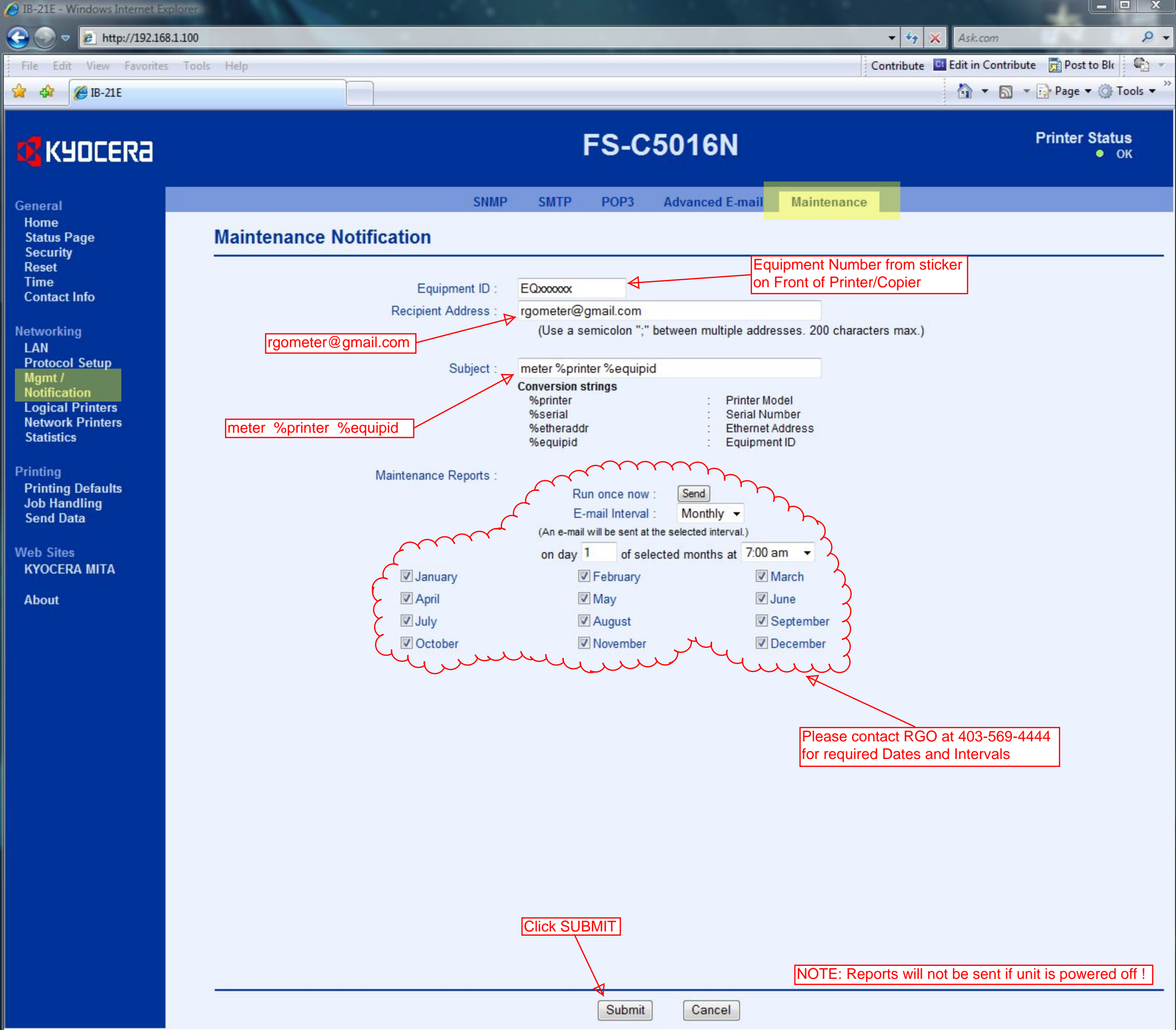
(An e-mail will be sent at the selected interval.)

Scheduled Report Items :

- Printer Status
- Network Status
- Counter Status

Use these settings (as shown here) **ONLY** if you wish to have your Toner Orders automated

Click submit



- General
 - Home
 - Status Page
 - Security
 - Reset
 - Time
 - Contact Info
- Networking
 - LAN
 - Protocol Setup
 - Mgmt / Notification
 - Logical Printers
 - Network Printers
 - Statistics
- Printing
 - Printing Defaults
 - Job Handling
 - Send Data
- Web Sites
 - KYOCERA MITA
- About

- SNMP
- SMTP
- POP3
- Advanced E-mail
- Maintenance

Maintenance Notification

Equipment ID : EQxxxxxx

Equipment Number from sticker on Front of Printer/Copier

Recipient Address : rgometer@gmail.com

rgometer@gmail.com

(Use a semicolon ";" between multiple addresses. 200 characters max.)

Subject : meter %printer %equipid

meter %printer %equipid

Conversion strings

%printer	:	Printer Model
%serial	:	Serial Number
%etheraddr	:	Ethernet Address
%equipid	:	Equipment ID

Maintenance Reports :

Run once now :

E-mail Interval : Monthly

(An e-mail will be sent at the selected interval.)

on day 1 of selected months at 7:00 am

- January
- February
- March
- April
- May
- June
- July
- August
- September
- October
- November
- December

Please contact RGO at 403-569-4444 for required Dates and Intervals

Click SUBMIT

NOTE: Reports will not be sent if unit is powered off !